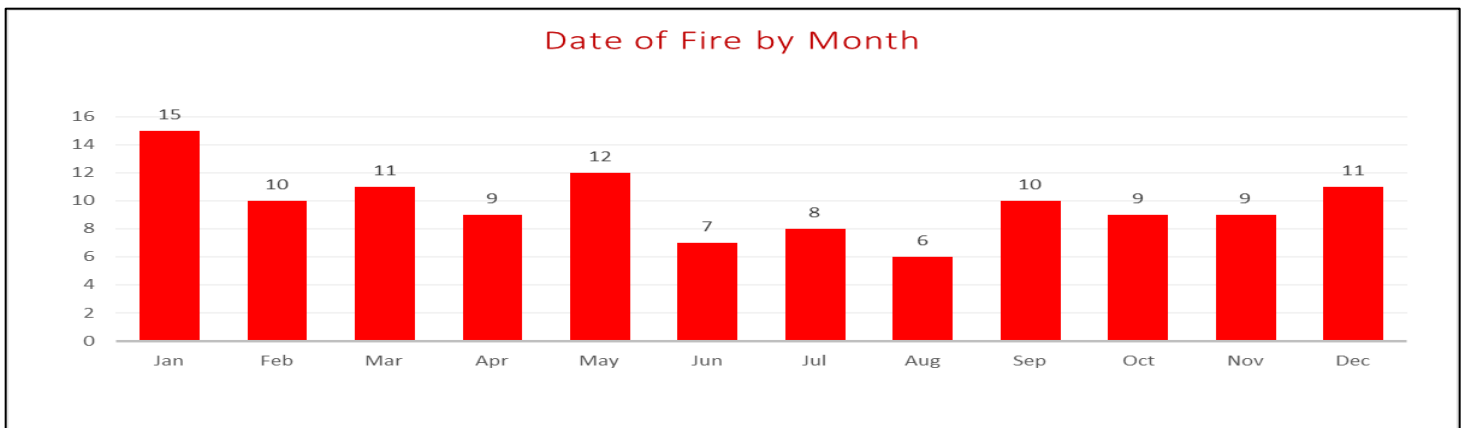
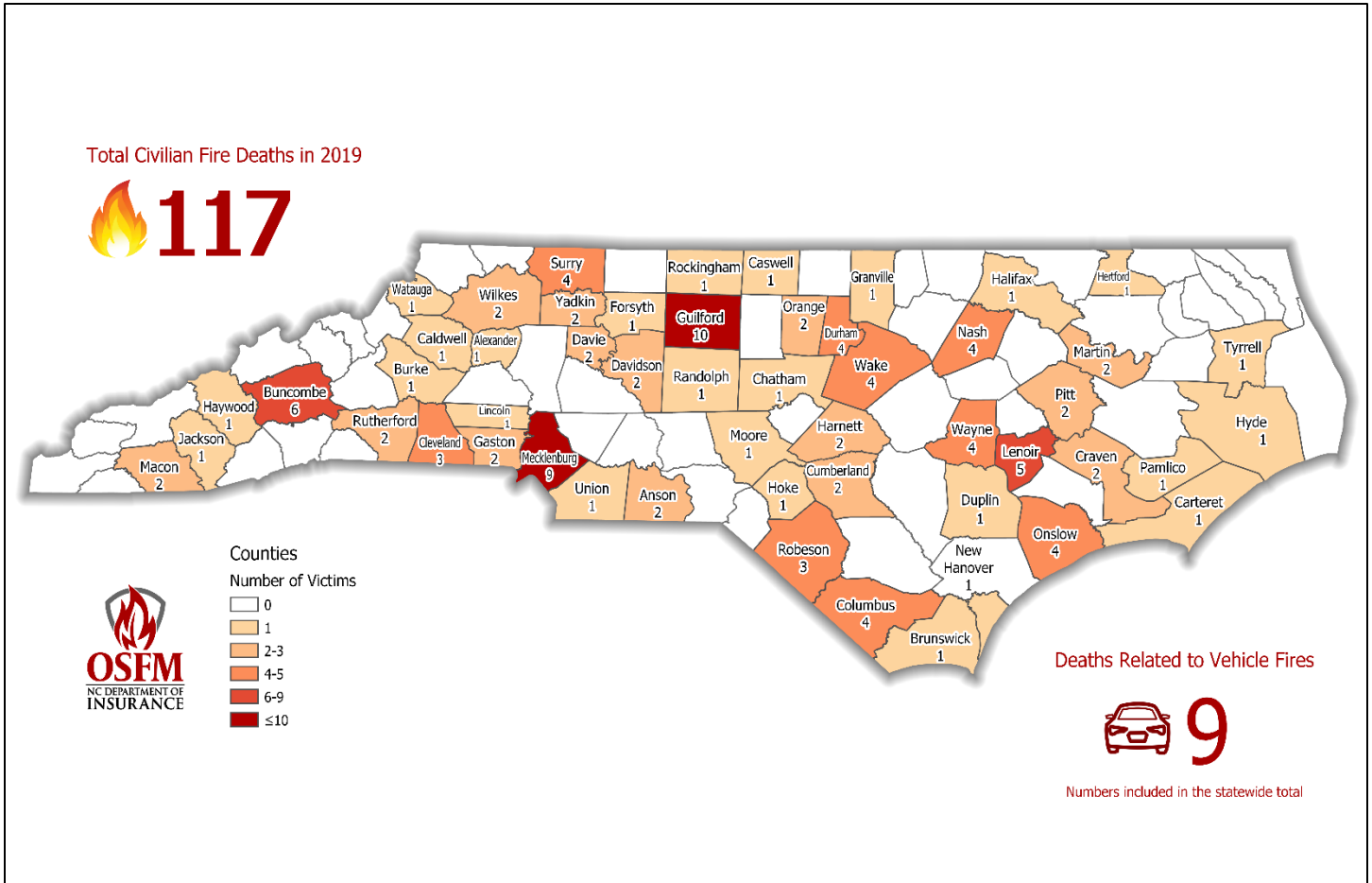


# 2019 Civilian Fire Fatality Report

North Carolina Office of State Fire Marshal  
Fire Investigations

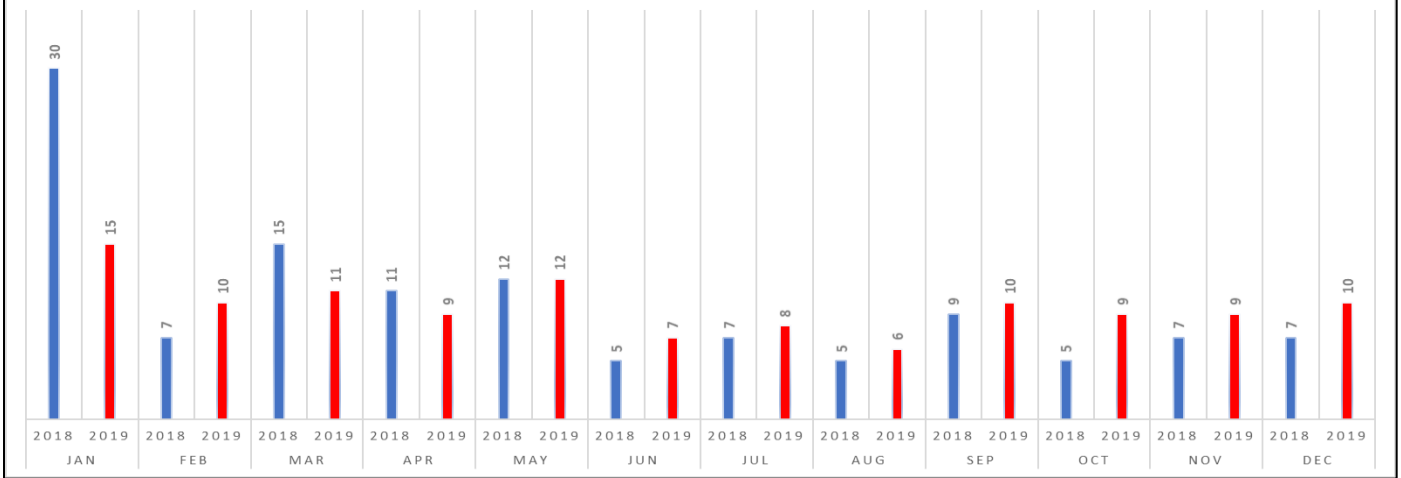


Results are tracked throughout the year by the OSFM Fire Investigations Unit and are not finalized due to the possibility of additional information being added to investigations. Some percentages may not add up to 100% due to rounding.

Report updated on 1/7/2020

2019 County Totals			2018 County Totals		
County	Incidents	Victims	County	Incidents	Victims
Alexander	1	1	Alamance	5	5
Anson	2	2	Alexander	1	1
Brunswick	1	1	Beaufort	2	2
Buncombe	6	6	Bladen	3	3
Burke	1	1	Brunswick	3	3
Caldwell	1	1	Buncombe	2	2
Carteret	1	1	Burke	2	2
Caswell	1	1	Cabarrus	1	1
Chatham	1	1	Carteret	2	2
Cleveland	3	3	Catawba	1	1
Columbus	4	4	Chatham	1	1
Craven	2	2	Cleveland	1	1
Cumberland	2	2	Columbus	2	2
Davidson	2	2	Craven	1	1
Davie	2	2	Cumberland	5	6
Duplin	1	1	Davidson	5	5
Durham	3	4	Durham	3	3
Forsyth	1	1	Forsyth	4	4
Gaston	2	2	Gaston	2	2
Granville	1	1	Guilford	5	8
Guilford	6	10	Halifax	1	1
Halifax	1	1	Harnett	1	1
Harnett	2	2	Haywood	2	2
Haywood	1	1	Jackson	1	2
Hertford	1	1	Johnston	2	3
Hoke	1	1	Lee	1	1
Hyde	1	1	Lenoir	1	1
Jackson	1	1	Lincoln	3	3
Lenoir	4	5	Macon	1	1
Lincoln	1	1	Martin	1	1
Macon	2	2	McDowell	2	2
Martin	2	2	Mecklenburg	5	8
Mecklenburg	6	9	Moore	2	3
Moore	1	1	Nash	3	3
Nash	4	4	New Hanover	3	3
New Hanover	1	1	Onslow	1	1
Onslow	3	4	Pamlico	1	1
Orange	1	2	Pasquotank	1	1
Pamlico	1	1	Pitt	2	2
Pitt	2	2	Randolph	2	3
Randolph	1	1	Robeson	2	2
Robeson	3	3	Rockingham	1	1
Rockingham	1	1	Rowan	1	1
Rutherford	2	2	Sampson	3	3
Surry	1	4	Scotland	2	2
Tyrrell	1	1	Stanly	5	6
Union	1	1	Stokes	1	1
Wake	4	4	Surry	1	1
Watauga	1	1	Transylvania	1	1
Wayne	4	4	Union	3	3
Wilkes	2	2	Wake	3	3
Yadkin	2	2	Warren	3	5
<b>Total</b>	<b>103</b>	<b>117</b>	Wayne	1	2
			Wilkes	2	2
			Wilson	1	1
			Yancey	3	3
			<b>Total</b>	<b>120</b>	<b>135</b>

### 2018-2019 MONTHLY COMPARISON



### Incident Summary

